

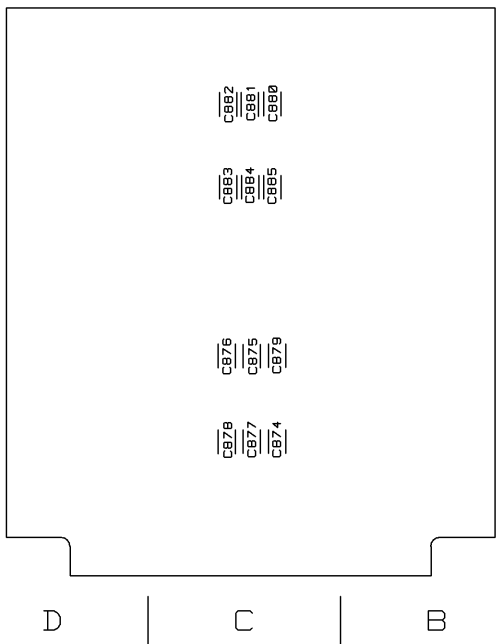
REVISION HISTORY							
E.C.N.	ZONE	REV	DESCRIPTION	DATE	APPROVED		
					DWN	CM	PE
		A	SEE 131408-2_A.XLS FOR PWA DATA AND REVISION HISTORY.	04/08/02	KBZ	MMG	JRW

SEE NOTES 5 & 7
HOLES FOR
CONNECTOR BRACKET
133246-1

SCREW
A10110-70808
(QTY 2)
SEE NOTE 11

SEE NOTES 5 & 7
HOLES FOR
CONNECTOR BRACKET
133246-1

COMPONENT MAP
BOTTOM SIDE



C

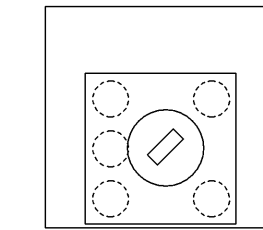
C

B

B

SEE NOTE 8
SEE DETAIL
"A"

SEE NOTE 8
SEE DETAIL "A"



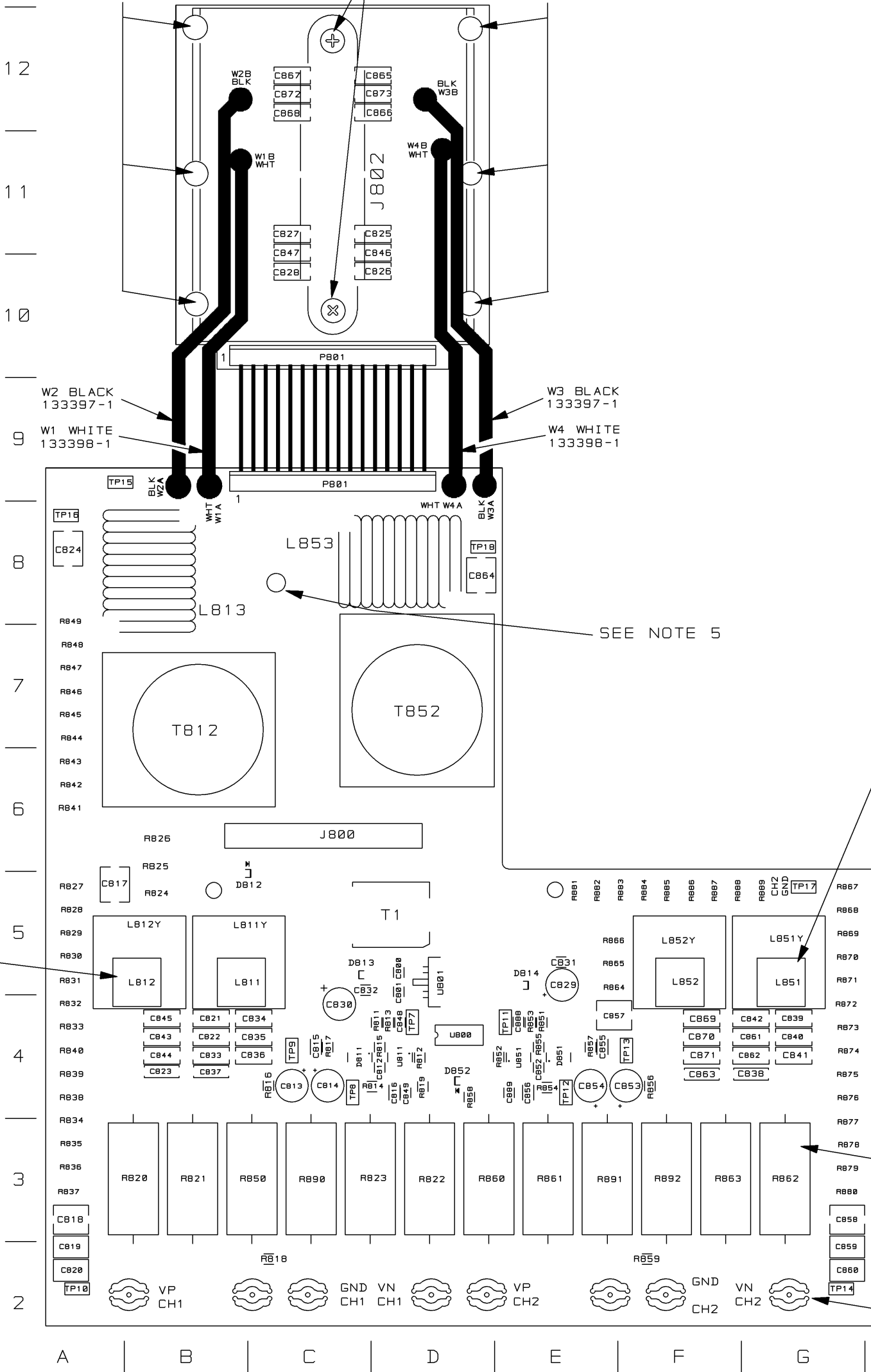
DETAIL "A"
FOR LOCATING
L811, L812,
L851, L852

PWB1

SEE NOTE 10
12 PLACES

SEE NOTE 5
8 PLACES

COMPONENT MAP
TOP SIDE



1718 W. MISHAWAKA RD.
ELKHART IN. 46517
PHONE (219) 294-8000
WWW.CROWNINTL.COM

TITLE
PWA, BCA OUTPUT FILTER

SIZE	DWG NO.	REV
C	131408-2	A
SCALE	NONE	PROJ NO. MD433D0
SHEET	1 OF 2	

UNCONTROLLED
UNLESS OTHERWISE MARKED IN RED INK BY CM AS A
CONTROLLED COPY, COPIES OF THESE DOCUMENTS
INCLUDING ASSOCIATED ELECTRONIC REPRODUCTIONS
ARE FOR REFERENCE ONLY. VERIFY LATEST
REVISION PRIOR TO USE.

THESE DRAWINGS AND SPECIFICATIONS ARE THE
PROPERTY OF CROWN INTERNATIONAL, INC. AND
SHALL NOT BE REPRODUCED, COPIED, OR USED
AS THE BASIS FOR THE MANUFACTURE OR SALE
OF APPARATUS OR DEVICES WITHOUT PERMISSION.

A

